

Beacon Rock Golf Course - RFP (Attachment #1)

Beacon Rock Golf Course - Tee Time Usage by Time and Date

From: Mon 1 Jan 2024

To: Sat 31 Aug 2024

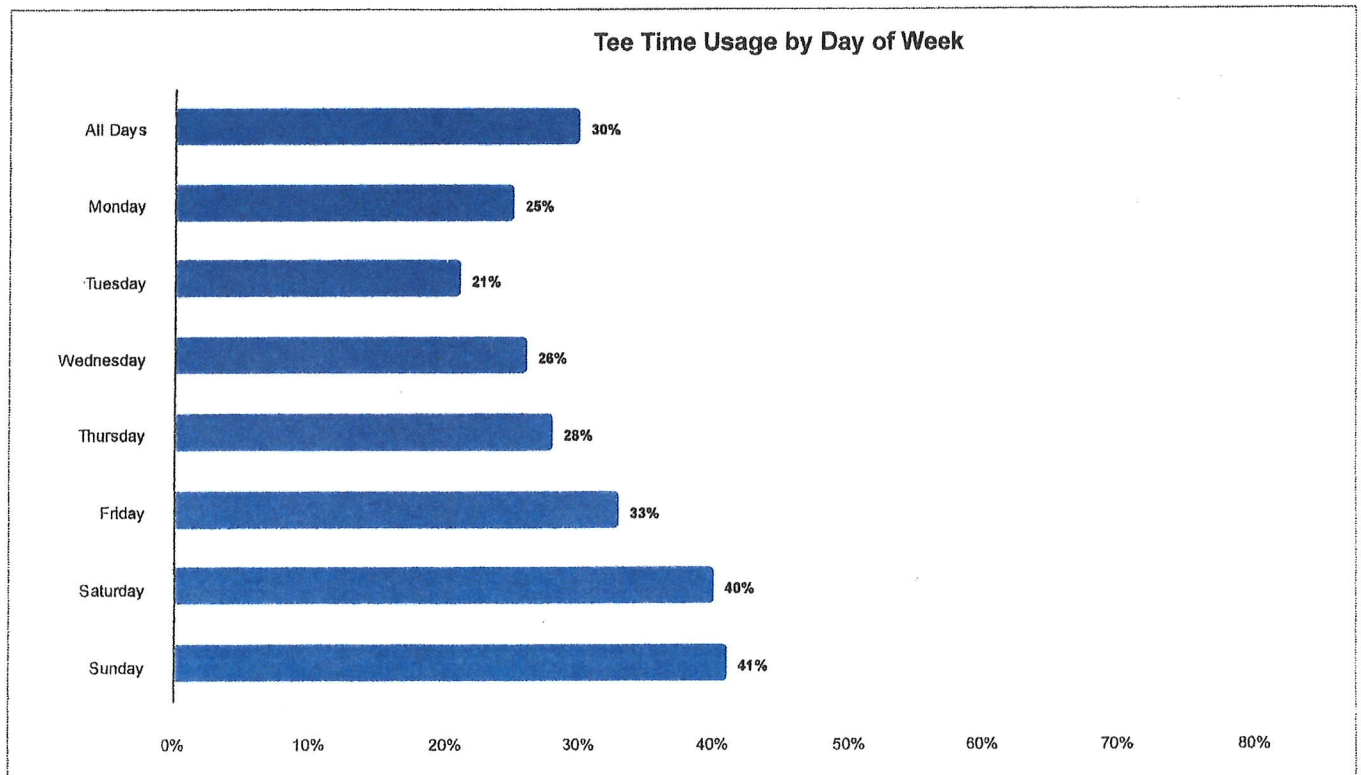
Reservation Types: All

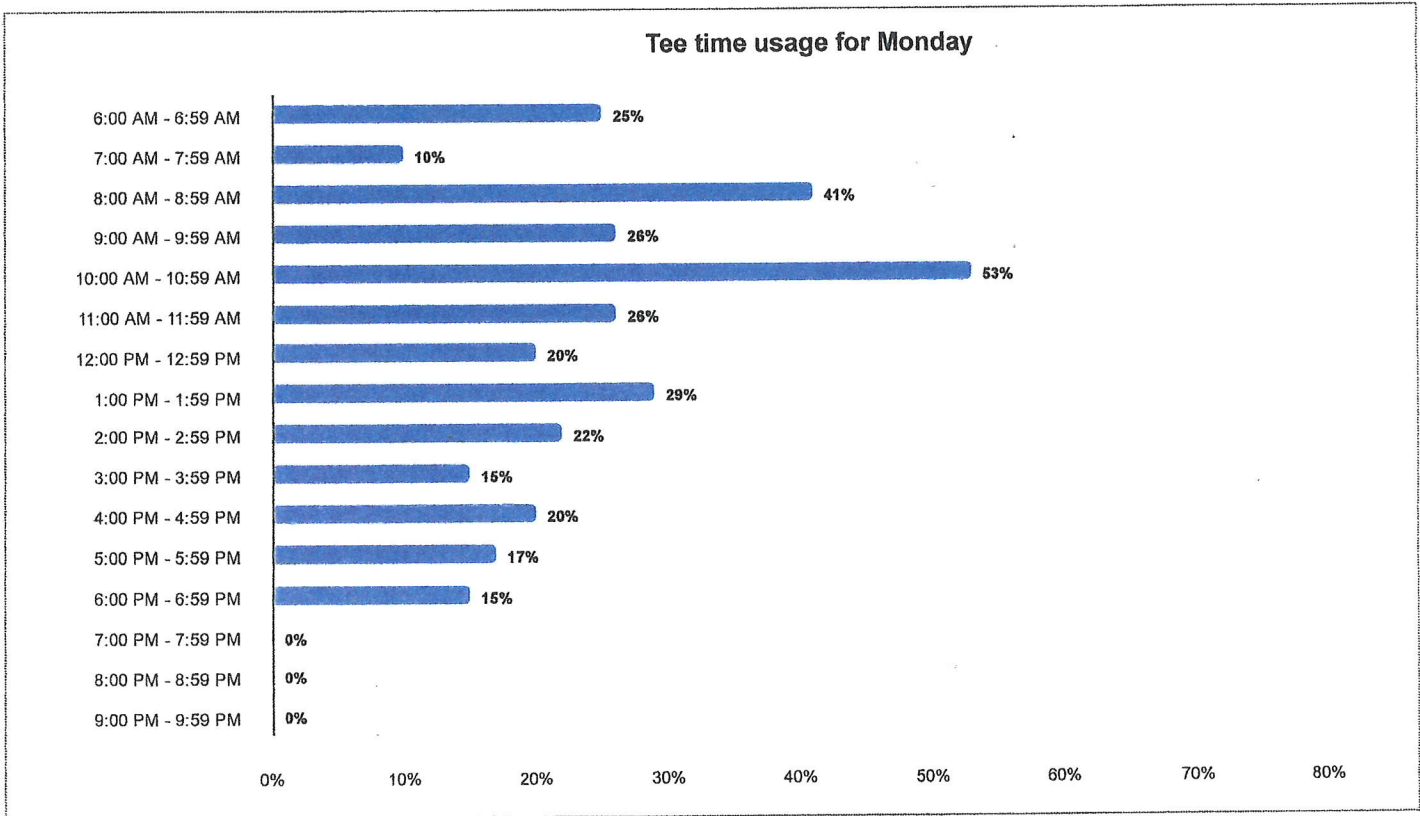
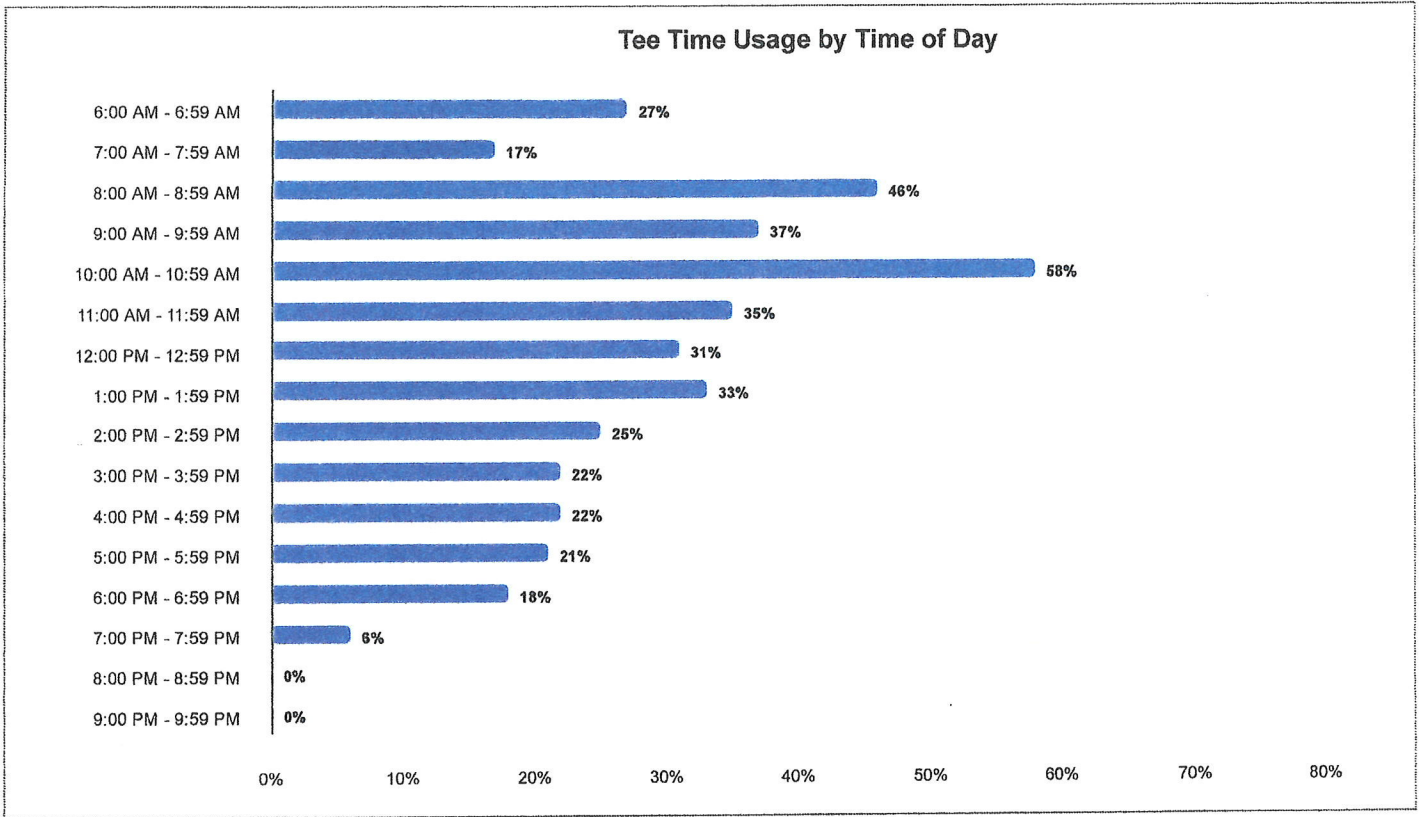
Empty spaces / teetimes not booked.

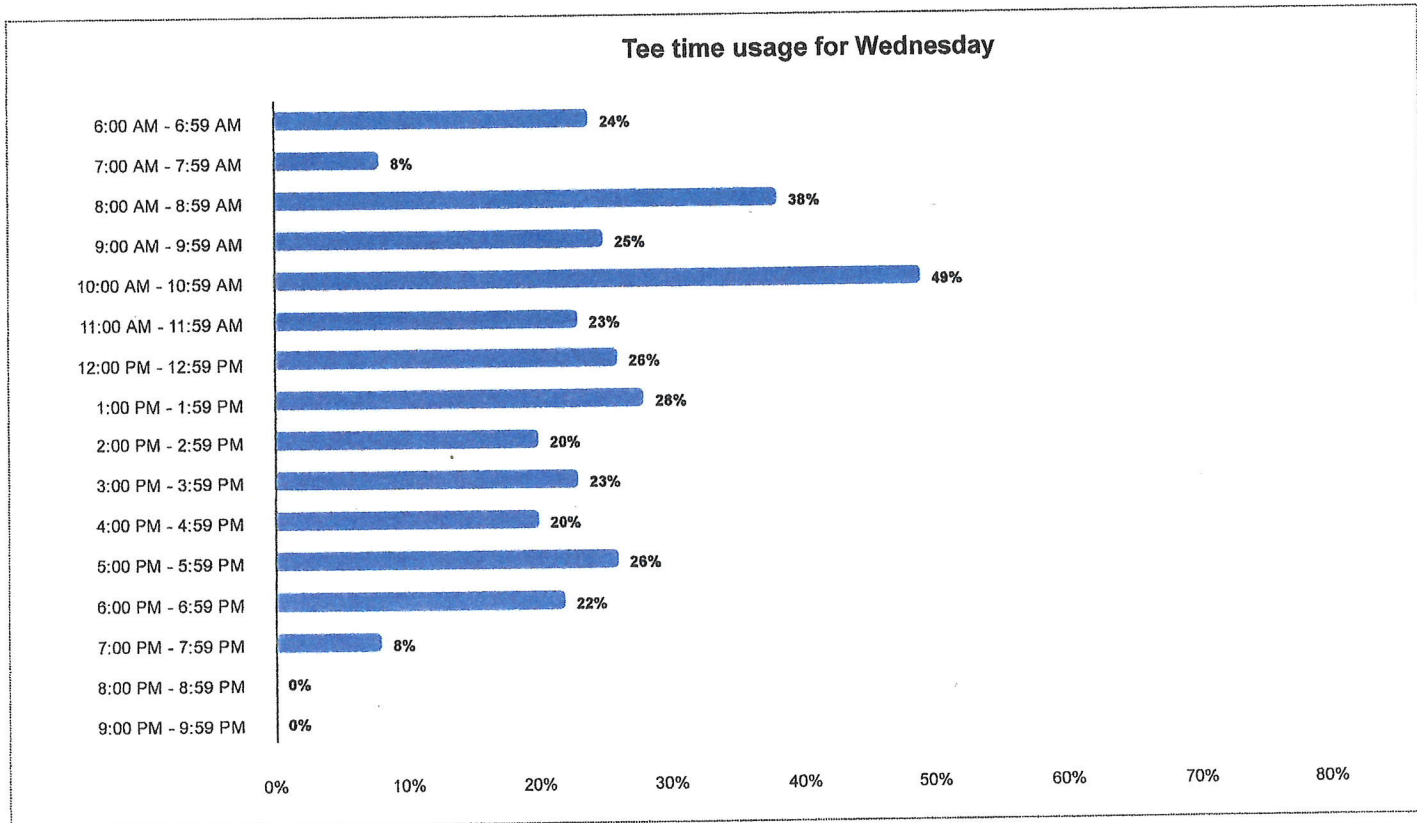
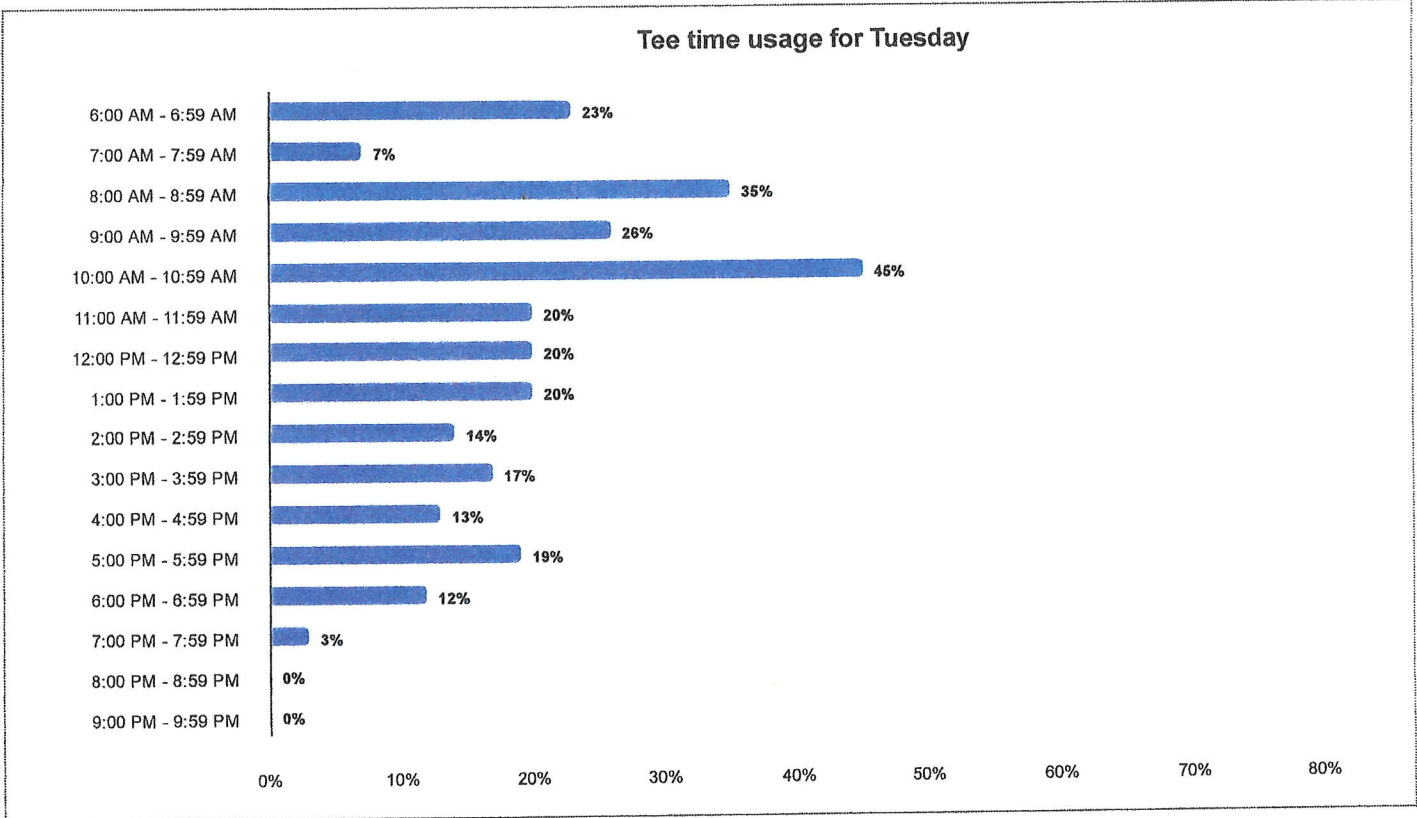
17624 tee times found, 5361 booked, **12263 free** - All values are expressed as percentages.

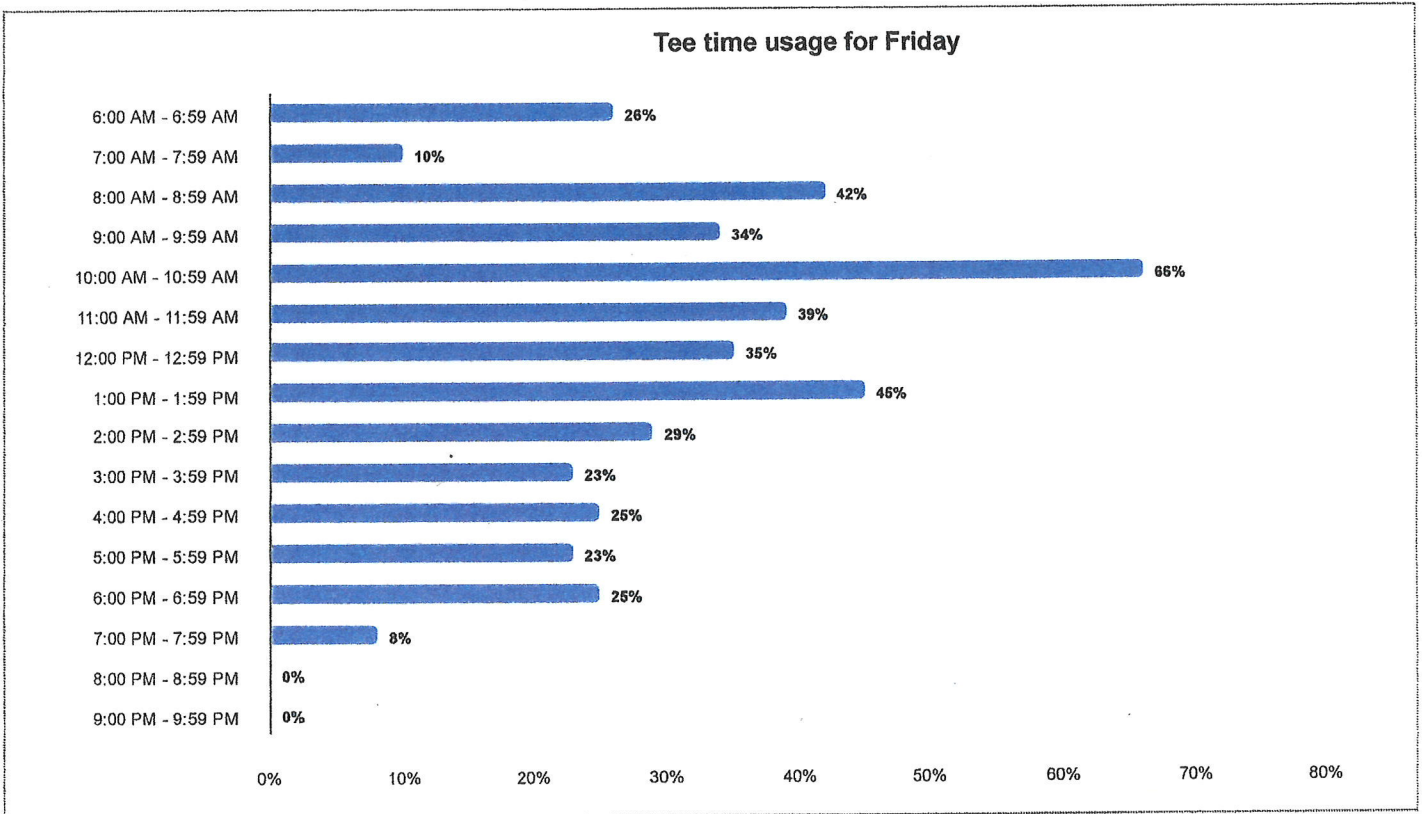
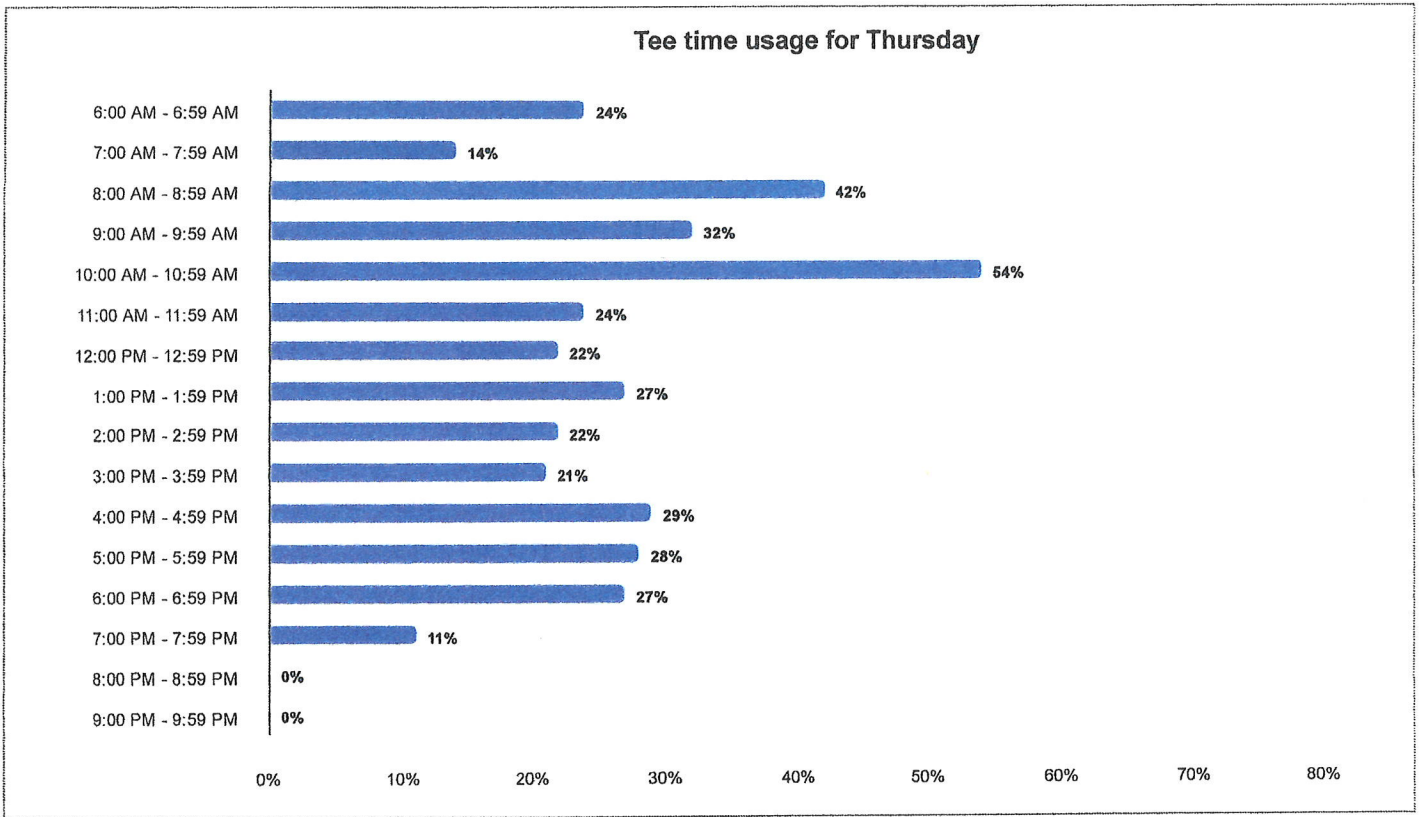
Click on a column header to sort. Hold the SHIFT key and click additional headers to sort by multiple columns.

Time	Mon	Tue	Wed	Thu	Fri	Sat	Sun	Total
6:00 AM - 6:59 AM	25	23	24	24	26	33	34	27
7:00 AM - 7:59 AM	10	7	8	14	10	35	35	17
8:00 AM - 8:59 AM	41	35	38	42	42	59	65	46
9:00 AM - 9:59 AM	26	26	25	32	34	56	63	37
10:00 AM - 10:59 AM	53	45	49	54	66	71	69	58
11:00 AM - 11:59 AM	26	20	23	24	39	51	60	35
12:00 PM - 12:59 PM	20	20	26	22	35	49	45	31
1:00 PM - 1:59 PM	29	20	28	27	45	42	41	33
2:00 PM - 2:59 PM	22	14	20	22	29	37	33	25
3:00 PM - 3:59 PM	15	17	23	21	23	28	28	22
4:00 PM - 4:59 PM	20	13	20	29	25	22	23	22
5:00 PM - 5:59 PM	17	19	26	28	23	20	15	21
6:00 PM - 6:59 PM	15	12	22	27	25	10	12	18
7:00 PM - 7:59 PM	0	3	8	11	8	0	14	6
8:00 PM - 8:59 PM	0	0	0	0	0	0	0	0
9:00 PM - 9:59 PM	0	0	0	0	0	0	0	0
Total	25	21	26	28	33	40	41	30

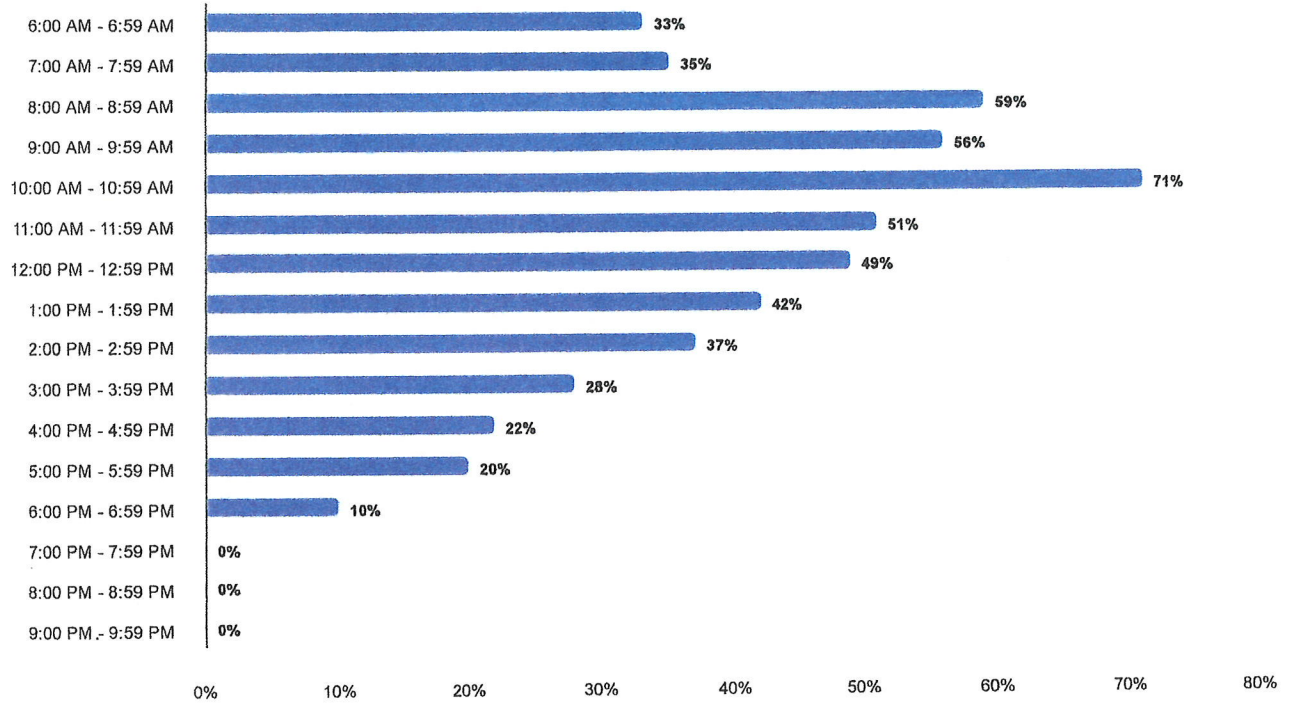




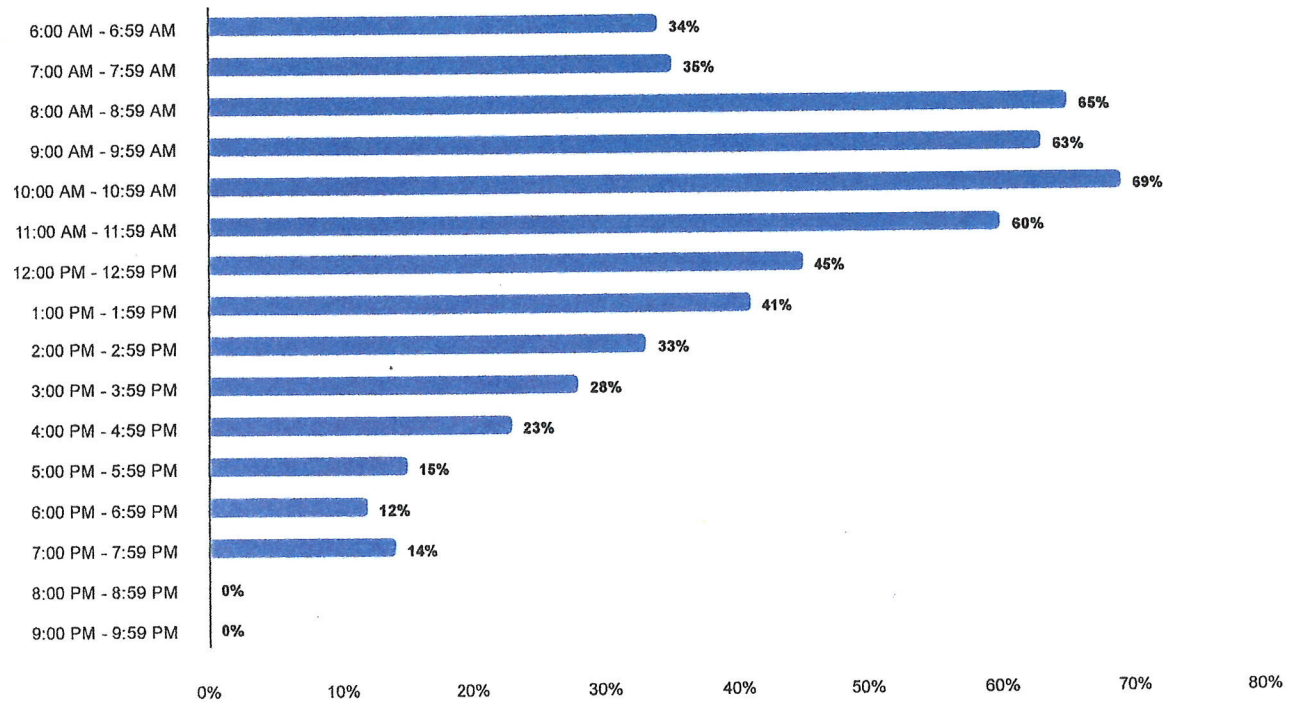




Tee time usage for Saturday



Tee time usage for Sunday



Beacon Rock Golf Course
Profit and Loss Statement
January 1,2024 – August 31, 2024

Income, Sales by Department		Totals
Food and Beverage	81,312.98	
Greens Fees	106,924.26	
Pro Shop	137,114.71	
Membership	34,195.16	
Gross Income		325,351.95
Expenses		
Payroll	138,217.19	
Parts and Repair	13,468.20	
Lease and Utilities	59,356.81	
Course Maintenance	21,687.00	
Restaurant-/food and Beverage	37,688.90	
Office and Supplies	2,500.60	
Insurance	3,000.00	
Expenses		<u>275,918.70</u>
Profit		\$ 49,433.25

Sales By Department

Beacon Rock Golf Course

Monday, January 1, 2024 - Saturday, August 31, 2024

Item by Department, Category, and Sub-Category	Sales					Refunds			Total		
	Qty	Sales	Tax	Cost	Margin	Qty	Sales Refund	Tax Refund	Qty	Sales	Tax
Food & Beverage	15,879	\$81,312.98		\$53.95	99.93%		\$0.00		15,879	\$81,312.98	
Green Fee	6,027	\$106,924.26		\$0.00	100.00%	(4)	(\$68.00)		6,023	\$106,856.26	
Guest	3,444	\$63,978.26		\$0.00	100.00%	(4)	(\$68.00)		3,440	\$63,910.26	
Member	897	\$0.00		\$0.00	100.00%		\$0.00		897	\$0.00	
Online	1,475	\$42,946.00		\$0.00	100.00%		\$0.00		1,475	\$42,946.00	
Voucher	211	\$0.00		\$0.00	100.00%		\$0.00		211	\$0.00	
Pro Shop	9,346	\$137,114.71		\$42,162.20	69.25%	(8)	(\$881.81)		9,338	\$136,232.90	
Cart Fees	5,410	\$76,642.11		\$37,011.93	51.71%	(4)	(\$48.93)		5,406	\$76,593.18	
Fees	31	\$15.75		\$0.00	100.00%		\$0.00		31	\$15.75	
Gifts Cards	147	\$2,347.62		\$0.00	100.00%		\$0.00		147	\$2,347.62	
Memberships	190	\$34,195.16		\$0.00	100.00%	(2)	(\$556.18)		188	\$33,638.98	
Merchandise	3,365	\$9,099.94		\$5,150.27	43.40%		\$0.00		3,365	\$9,099.94	
Punch Cards	30	\$4,556.40		\$0.00	100.00%	(2)	(\$276.70)		28	\$4,279.70	
Rentals	173	\$10,257.73		\$0.00	100.00%		\$0.00		173	\$10,257.73	
Total	31,252	\$325,351.95	\$24,165.79	\$42,216.15	87.02%	(12)	(\$949.81)	(\$73.12)	31,240	\$324,402.14	\$24,092.67

9/17/2024 11:53:10 PM UTC

Latest Date/Time Data Updated: Tuesday, September 17, 2024 9:16 PM UTC